



[ResearchGate](#)


1. [Registro](#)


1.1 Identificarse según tipo de investigador:

### What type of researcher are you?

- 

**Academic or student**  
University students and faculty, institute members, and independent researchers
- 

**Corporate, government, or NGO**  
Technology or product developers, R&D specialists, and government or NGO employees in scientific roles
- 

**Medical**  
Health care professionals, including clinical researchers
- 

**Not a researcher**  
Journalists, citizen scientists, or anyone interested in reading and discovering research

## 1.2 Registro de datos institucionales:

### Show where you conduct research

Enter your institution details to quickly find your colleagues and keep up with their research.

**Institution**

**Department**

[Continue](#)

[Skip this step](#)

The university or organization you are affiliated with.

### 1.3 Registro de datos personales:

**First name**


  
**Last name**  
**Your institution email**  
**Password** [Show password](#)  
 I agree to the [Terms of Service](#) and acknowledge the [Privacy Policy](#).

**Continue**

#### 1.4 Verificación de perfil:

### Please confirm your authorship – is this you?

Tell us which of these publications are yours to add your research to your profile.




**Elisa. Calderon**  
Author of 1 publication:

**I am the author**

This is not me

---



**Article: UCSD School of Medicine independent study project : 1997, nos. 9-16.**  
Bridgette R. Briggs, Juancarlos. Buller, Elisa. Calderon [...] David K. Chen, Rober...

Skip this step

**Continue**

## 2. Visualización del perfil:

The image shows a user profile page with the following sections:

- Header:** Profile picture, name, and a blue button labeled "Add new research".
- Navigation:** Overview (selected), Research, Experience, Stats, Scores, Following, Saved List (New).
- About me:**
  - Introduction:** "What are you currently working on?" with a subtext: "Add an introduction with your research focus and interests to help others understand your work." and a "+" icon.
  - Languages:** English - Spanish.
  - Disciplines:** Information Systems (Business Informatics), Information Science, Data Mining.
  - Skills and expertise (0):** "Add your skills and expertise" with a subtext: "Add the skills and research areas related to your work to get shown the latest research in your field." and a "+" icon.
- Current affiliation:** Universidad Adolfo Ibáñez. Location: Viña del Mar, Chile. Department: Biblioteca. Includes a "+" icon to "Add missing details about your affiliation".
- Are you part of a lab? (0):** "Add your lab to show others who you're currently working with." Includes "Add lab" and "Not now" buttons.
- Stats overview:** View all icon. Four boxes showing: Total Research Interest (0), Citations (0), Recommendations (0), and Reads (0).
- Research:** Research overview. View all icon. Four boxes showing: Research items (0), Projects (0), Questions (0), and Answers (0).

### 3. Subida de publicaciones del investigador:

The screenshot shows a user profile interface. At the top left is a circular profile picture placeholder and a grey bar with the text "Add your degree" and a plus icon. To the right is a blue button labeled "Add new research" with a plus icon. Below this is a navigation menu with tabs: Overview, Research (selected), Experience, Stats, Scores, Following, and Saved List (with a "New" badge). On the left side, there is a sidebar menu under the heading "Research" with the following items: Projects, Research items (selected), Article, Conference Paper, Data, Research, Presentation, Poster, Preprint, Questions, Answers, Confirm your authorship, and Manage file visibility. The main content area is titled "Your publications" and contains a dashed box with a document icon and a plus sign. Below the icon, the text reads: "Add your publications to increase the visibility of your research. Once you've added them, your publications will be listed here." At the bottom of this dashed box is a blue button labeled "Add a publication".